

VELiA ES

EMPOWER YOUR OPERATOR... TRANSFORM YOUR OPERATIONS

Despite its ultracompact size, our VELiA ES range of low level order pickers is packed with smart features that will have your operations running more efficiently, productively and reliably. Oh, and safer, too.



OPB12N2F
OPB12N2FP
OPB20N2
OPB25N2
OPB20N2P
OPB25N2P

SPEC SHEET

Low Level Order Pickers

1.2– 2.5 tonnes



Continuing improvement may lead to changes in these specifications

Its energy efficiency is top of its class. It's 14% more efficient than its closest competitor meaning you can work as leanly as possible. And its market-leading ergonomics mean your operators will be as comfortable and productive as possible – even through the longest shifts.

But, if that weren't enough, at the heart of every VELIA ES model is hyper-intelligent software that molds the truck's behaviour to your operator and your operations for performance that is consistently easier, steadier and safer.

With drive speeds of up to 13 km/h, VELIA ES is sure to pick up the pace of your operations... whichever model you choose (standard, rising platform [P] and rising fork [F]).

DRIVE

- **Class-leading energy efficiency** (14% lower than nearest competitor) ensures running costs are kept to a minimum.
- **Powerful drive motor** provides excellent traction and adjustable acceleration, deceleration and brake force, for smooth, quiet, controlled operation, extended shift length and lower maintenance requirements.
- **Sensitive Drive System (SDS)** senses faster or slower operator control movements and adjusts truck performance accordingly, contributing to safety and driver performance.
- **Adaptive steering system** ensures truck performance matches operator needs – whether travelling in reverse or at speed – for calm, smooth and precise operations.

VELIA ES

Mitsubishi OPB12-25N2(F)(P) Series

Low Level Order Pickers

1.2 – 2.5 tonnes

OPERATOR ENVIRONMENT AND CONTROLS

- **Flying start technology** shortens acceleration time for ultimate picking productivity.
- **Super-grip floor** is non-slip ensuring operators are safe, for confident operations.
- **Triple-suspension floating floor** with sideways dampening and advanced cushioning, reduces microvibrations for exceptional operator comfort.
- **Perfectly-angled footrest** ensures optimal positioning of foot and ankle for drivers of all heights.
- **Easy-access platform** features low step height and chamfered edges – minimising trip hazards for easy on/off access.
- **Next generation Maxius steering wheel** absorbs vibrations and shocks to ensure class-leading ergonomics.
- **Optional clear colour display** alerts operators and service engineers to potential problems: avoiding damage, while enhancing safety and encouraging good maintenance.

FORKS

- **Bevelled easy-entry forks** offer effortless pallet entry: reducing time and risk of pallet damage for increased efficiency.

FRAME AND BODY

- **Robust design** benefits from extensive testing – including safety certification – for lower service costs and enhanced safety.

- **Class-leading lift height** – up to 220 mm – offers high ground clearance for easy and safe handling on loading docks and ramps.

ELECTRICAL AND CONTROL SYSTEMS

- **Full electronic steering** with no steering wheel kickback gives precise control for optimum productivity, efficiency and safety.

STEERING SYSTEM

- **Small turning circle** together with responsive steering and compact chassis allows exceptional manoeuvrability.
- **Advanced electric steering** allows precise control at speed, with automatic speed reduction in curves and automatic drive wheel centring.
- **100-degree steering angle** ensures exceptional manoeuvrability – even in tight spaces.

BRAKES

- **Regenerative braking** with no drive wheel jamming or brake wear gives effective control and excellent energy efficiency.
- **Anti-lock brakes** ensure safe stopping – even on slippery surfaces – for ultimate safety.



There is more information on VELIA ES on mitforklift.com



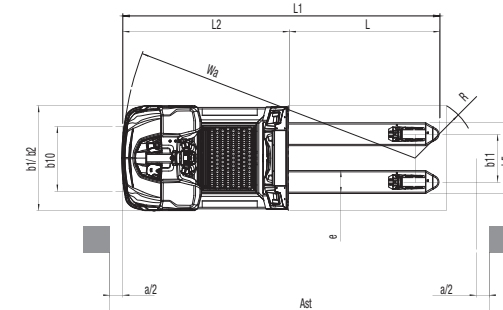
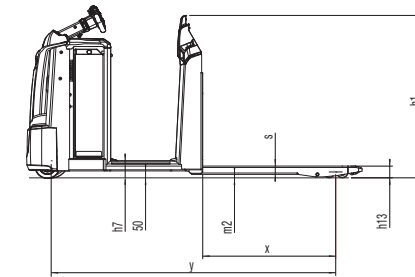
For more extensive information on this range please visit our website mitforklift.com

mft2.eu/veliaes

Characteristics					
1.1	Manufacturer (abbreviation)			Mitsubishi	Mitsubishi
1.2	Manufacturer's model designation			OPB20N2	OPB25N2
1.3	Power source:(battery, diesel, LP gas, petrol)			Battery	Battery
1.4	Operator type: pedestrian, (operator)-standing, -seated			Stand-on	Stand-on
1.5	Load capacity	Q	kg	2000	2500
1.6	Load centre distance	c	mm	600	600
1.8	Load wheel axle to fork face (forks lowered)	x	mm	960	960
1.9	Wheelbase	y	mm	2054	2054
Weight					
2.1	Truck weight with load, with maximum battery weight		kg	3079*	3579*
2.2	Axle loadings with nominal load & maximum battery weight, drive/load side		kg	1082/1997	1178/2401
2.3	Axle loadings without load & with maximum battery weight, drive/load side		kg	829 / 250	829/250
Wheels, Drive Train					
3.1	Tyres: PT=Power Thane, Vul=Vulkollan, drive/load side			Vul / Vul	Vul / Vul
3.2	Tyre dimensions, drive side		mm	ø250	ø250
3.3	Tyre dimensions, load side		mm	ø85	ø85
3.4	Castor wheel dimensions (diameter x width)		mm	ø180 x 65	ø180 x 65
3.5	Number of wheels, load /drive (x=driven)			4 / 1x1	4 / 1x1
3.6	Track width (center of tyres), drive side	b10	mm	494	494
3.7	Track width (center of tyres), load side	b11	mm	365	365
Dimensions					
4.2	Height with mast lowered/raised	h1	mm	1173	1173
4.4	Lift height	h3	mm	135	135
4.5	Height with mast extended	h4	mm	-	-
4.8	Seat- or stand height	h7	mm	123	123
4.14	Platform height, raised	h12	mm	-	-
4.15	Fork height, fully lowered	h13	mm	85	85
4.19	Overall length	l1	mm	2421	2421
4.20	Length to fork face	l2	mm	1271	1271
4.21	Overall width	b1/b2	mm	800	800
4.22	Fork dimensions (thickness, width, length)	s / e / l	mm	60 / 175 / 900-3600	60 / 175 / 900-3600
4.25	Outside width over forks (minimum / maximum)	b5	mm	480 / 660	480 / 660
4.32	Ground clearance at center of wheelbase, (forks lowered)	m2	mm	25	25
4.34	Working aisle width (Ast) with 800 x 1200 mm pallets, load lengthwise	Ast	mm	2898	2898
4.35	Turning radius	Wa	mm	2231	2231
Performance					
5.1****	Travel speed, with / without load		km/h	9.0 / 9.0	9.0 / 13.0
5.2	Lifting speed, with / without load		m/s	0.04 / 0.05	0.03 / 0.05
5.3	Lowering speed, with / without load		m/s	0.05 / 0.03	0.05 / 0.03
5.7	Gradeability, with / without load		%	7 / 15	7 / 15
5.10	Service brake			Electric	Electric
Electric motors					
6.1	Drive motor capacity (60 min. short duty)		kW	2.6	2.6
6.2	Lift motor output at 15% duty factor		kW	1.2	1.2
6.4	Battery voltage/capacity at 5-hour discharge		V/Ah	24 / 465-620	24 / 465-620
6.5	Battery weight		kg	366-493	366-493
6.6a	Energy consumption according to EN 16796		kWh/h	0.37	0.4
Miscellaneous					
8.1	Type of drive control			Stepless	Stepless
10.7***	Level of noise at the ear level of the driver according to EN 12 053:2001 and EN ISO 4871 in work LpAZ		dB(A)	62	62
10.7.1***	Level of noise at the ear level of the driver according to EN 12 053:2001 and EN ISO 4871, drive/lift/idle LpAZ		dB(A)	73 / 62 / -	73 / 62 / -
Body	Whole-body vibration (EN 13 059:2002)			0.6	0.6
Hand	Hand-arm vibration (EN 13 059:2002)			<2.5	<2.5

VELIA ES

Low Level Order Pickers
OPB20N2 / 25N2
Standard model
 2.0 – 2.5 tonnes



* Forks 540 x1150, battery 620 Ah
 ** Forks 540 x1150/ lift 1200mm, battery 620 Ah
 *** Inaccuracy of 4 dB(A)
 **** Optional higher travel speed 13.0 km/h without load for models OPB20N2/N2P and OPB21N2F/N2FP

Ast = Wa - x + l6 + 200
 Ast = Working aisle width
 Wa = Turning radius
 a = Safety clearance = 2 x 100 mm
 $R = \sqrt{(l6 + x)^2 + (b12 / 2)^2}$
 l6 = Pallet length (800 or 1000 mm)
 b12 = Pallet width (1200 mm)

Continuing improvement may lead to changes in these specifications

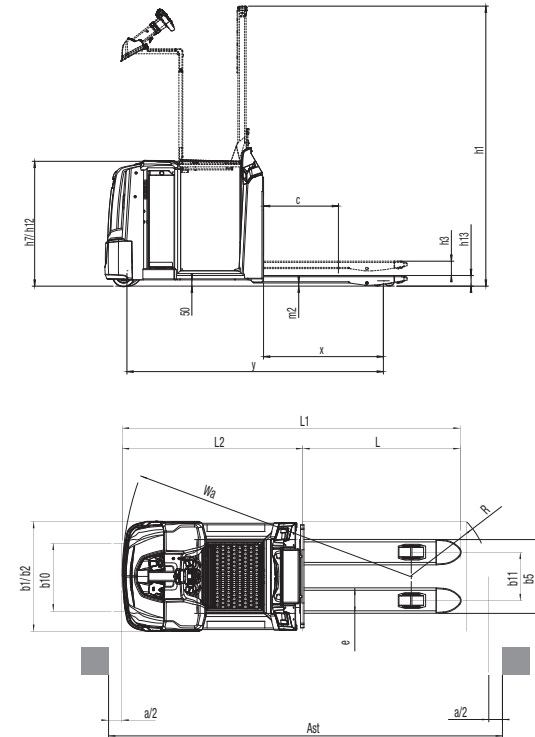
Characteristics				Mitsubishi	Mitsubishi
1.1	Manufacturer (abbreviation)			Mitsubishi	Mitsubishi
1.2	Manufacturer's model designation			OPB20N2P	OPB25N2P
1.3	Power source:(battery, diesel, LP gas, petrol)			Battery	Battery
1.4	Operator type: pedestrian, (operator)-standing, -seated			Stand-on	Stand-on
1.5	Load capacity	Q	kg	2000	2500
1.6	Load centre distance	c	mm	600	600
1.8	Load wheel axle to fork face (forks lowered)	x	mm	960	960
1.9	Wheelbase	y	mm	2054	2054
Weight					
2.1	Truck weight with load, with maximum battery weight		kg	3215*	3715*
2.2	Axle loadings with nominal load & maximum battery weight, drive/load side		kg	1130 / 2085	1223 / 2492
2.3	Axle loadings without load & with maximum battery weight, drive/load side		kg	913 / 302	913 / 302
Wheels, Drive Train					
3.1	Tyres: PT=Power Thane, Vul=Vulkollan, drive/load side			Vul/ Vul	Vul/ Vul
3.2	Tyre dimensions, drive side		mm	ø250	ø250
3.3	Tyre dimensions, load side		mm	ø85	ø85
3.4	Castor wheel dimensions (diameter × width)		mm	ø180 × 65	ø180 × 65
3.5	Number of wheels, load /drive (x=driven)			4 / 1x1	4 / 1x1
3.6	Track width (center of tyres), drive side	b10	mm	494	494
3.7	Track width (center of tyres), load side	b11	mm	365	365
Dimensions					
4.2	Height with mast lowered/raised	h1	mm	1394 / 2244	1394 / 2244
4.4	Lift height	h3	mm	135	135
4.5	Height with mast extended	h4	mm	-	-
4.8	Seat- or stand height	h7	mm	150	150
4.14	Platform height, raised	h12	mm	1000	1000
4.15	Fork height, fully lowered	h13	mm	85	85
4.19	Overall length	l1	mm	2421	2421
4.20	Length to fork face	l2	mm	1271	1271
4.21	Overall width	b1/b2	mm	800	800
4.22	Fork dimensions (thickness, width, length)	s / e / l	mm	60 / 175 / 900-3600	60 / 175 / 900-3600
4.25	Outside width over forks (minimum / maximum)	b5	mm	480 / 660	480 / 660
4.32	Ground clearance at center of wheelbase, (forks lowered)	m2	mm	25	25
4.34	Working aisle width (Ast) with 800 × 1200 mm pallets, load lengthwise	Ast	mm	2898	2898
4.35	Turning radius	Wa	mm	2231	2231
Performance					
5.1****	Travel speed, with / without load		km/h	9.0 / 9.0	9.0 / 13.0
5.2	Lifting speed, with / without load		m/s	0.04 / 0.05	0.03 / 0.05
5.3	Lowering speed, with / without load		m/s	0.05 / 0.03	0.05 / 0.03
5.7	Gradeability, with / without load		%	7 / 15	7 / 15
5.10	Service brake			Electric	Electric
Electric motors					
6.1	Drive motor capacity (60 min. short duty)		kW	2.6	2.6
6.2	Lift motor output at 15% duty factor		kW	2.2	2.2
6.4	Battery voltage/capacity at 5-hour discharge		V/Ah	24 / 465-620	24 / 465-620
6.5	Battery weight		kg	366-493	366-493
6.6a	Energy consumption according to EN 16796		kWh/h	0.37	0.4
Miscellaneous					
8.1	Type of drive control			Stepless	Stepless
10.7***	Level of noise at the ear level of the driver according to EN 12 053:2001 and EN ISO 4871 in work LpAZ		dB(A)	62	62
10.7.1***	Level of noise at the ear level of the driver according to EN 12 053:2001 and EN ISO 4871, drive/lift/idle LpAZ		dB(A)	73 / 62 /-	73 / 62 /-
Body	Whole-body vibration (EN 13 059:2002)			0.6	0.6
Hand	Hand-arm vibration (EN 13 059:2002)			<2.5	<2.5

VELIA ES

Low Level order Pickers

Rising platform model

2.0 – 2.5 tonnes



* Forks 540 × 1150, battery 620 Ah
 ** Forks 540 × 1150/ lift 1200mm, battery 620 Ah
 *** Inaccuracy of 4 dB(A)
 **** Optional higher travel speed 13.0 km/h without load for models OPB20N2/ N2P and OPB12N2F/ N2FP

Ast = Wa - x + l6 + 200
 Ast = Working aisle width
 Wa = Turning radius
 a = Safety clearance = 2 × 100 mm
 $R = \sqrt{(l6 + x)^2 + (b12 / 2)^2}$
 l6 = Pallet length (800 or 1000 mm)
 b12 = Pallet width (1200 mm)

Continuing improvement may lead to changes in these specifications

Characteristics			
1.1	Manufacturer (abbreviation)		Mitsubishi
1.2	Manufacturer's model designation		OPB12N2F
1.3	Power source:(battery, diesel, LP gas, petrol)		Battery
1.4	Operator type: pedestrian, (operator)-standing, -seated		Stand-on
1.5	Load capacity	Q	kg
1.6	Load centre distance	c	mm
1.8	Load wheel axle to fork face (forks lowered)	x	mm
1.9	Wheelbase	y	mm
Weight			
2.1	Truck weight with load, with maximum battery weight		kg
2.2	Axle loadings with nominal load & maximum battery weight, drive/load side		kg
2.3	Axle loadings without load & with maximum battery weight, drive/load side		kg
Wheels, Drive Train			
3.1	Tyres: PT=Power Thane, Vul=Vulkollan, drive/load side		
3.2	Tyre dimensions, drive side		mm
3.3	Tyre dimensions, load side		mm
3.4	Castor wheel dimensions (diameter x width)		mm
3.5	Number of wheels, load /drive (x=driven)		
3.6	Track width (center of tyres), drive side	b10	mm
3.7	Track width (center of tyres), load side	b11	mm
Dimensions			
4.2	Height with mast lowered/raised	h1	mm
4.4	Lift height	h3	mm
4.5	Height with mast extended	h4	mm
4.8	Seat- or stand height	h7	mm
4.14	Platform height, raised	h12	mm
4.15	Fork height, fully lowered	h13	mm
4.19	Overall length	l1	mm
4.20	Length to fork face	l2	mm
4.21	Overall width	b1/b2	mm
4.22	Fork dimensions (thickness, width, length)	s / e / l	mm
4.25	Outside width over forks (minimum / maximum)	b5	mm
4.32	Ground clearance at center of wheelbase, (forks lowered)	m2	mm
4.34	Working aisle width (Ast) with 800 x 1200 mm pallets, load lengthwise	Ast	mm
4.35	Turning radius	Wa	mm
Performance			
5.1****	Travel speed, with / without load		km/h
5.2	Lifting speed, with / without load		m/s
5.3	Lowering speed, with / without load		m/s
5.7	Gradeability, with / without load		%
5.10	Service brake		
Electric motors			
6.1	Drive motor capacity (60 min. short duty)		kW
6.2	Lift motor output at 15% duty factor		kW
6.4	Battery voltage/capacity at 5-hour discharge		V/Ah
6.5	Battery weight		kg
6.6a	Energy consumption according to EN 16796		kWh/h
Miscellaneous			
8.1	Type of drive control		
10.7***	Level of noise at the ear level of the driver according to EN 12 053:2001 and EN ISO 4871 in work LpAZ		dB(A)
10.7.1***	Level of noise at the ear level of the driver according to EN 12 053:2001 and EN ISO 4871, drive/lift/idle LpAZ		dB(A)
Body	Whole-body vibration (EN 13 059:2002)		
Hand	Hand-arm vibration (EN 13 059:2002)		

	Mitsubishi	Mitsubishi
	OPB12N2F	OPB12N2FP
	Battery	Battery
	Stand-on	Stand-on
	1200	1200
	600	600
	785	785
	1929	1929

	Mitsubishi	Mitsubishi
	Vul / Vul	Vul / Vul
	ø250	ø250
	ø85	ø85
	ø180 x 65	ø180 x 65
	4 / 1x1	4 / 1x1
	494	494
	355	355

	Mitsubishi	Mitsubishi
	1173	1394 / 2244
	765 / 1115	765 / 1115
	1275 / 1625	1275 / 1625
	123	150
	-	1000
	85	85
	2471	2471
	1321	1321
	800	800
	56 / 186 / 950-1450	56 / 186 / 950-1450
	540 / 570	540 / 570
	25	25
	2881	2881
	2106	2106

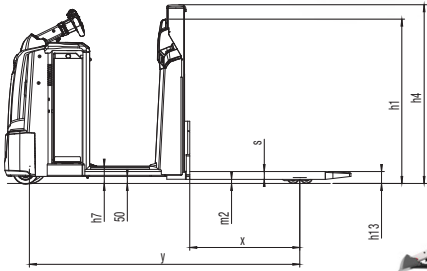
VELIA ES

Low Level order Pickers

OPB12N2F

Rising forks model

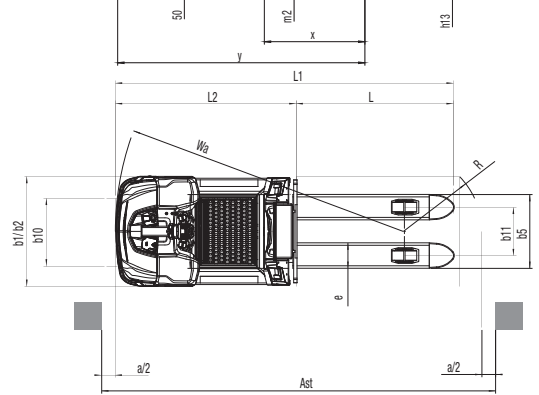
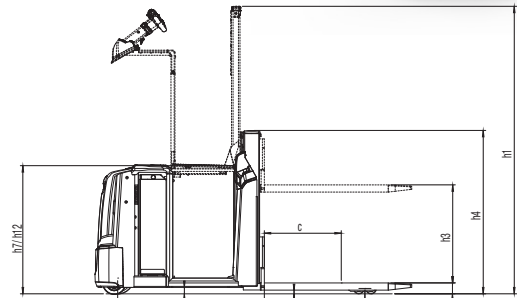
1.2 tonnes



OPB12N2FP

Rising forks and rising platform model

1.2 tonnes



- Ast = $Wa - x + l6 + 200$
- Ast = Working aisle width
- Wa = Turning radius
- a = Safety clearance = 2×100 mm
- R = $\sqrt{(l6 + x)^2 + (b12 / 2)^2}$
- l6 = Pallet length (800 or 1000 mm)
- b12 = Pallet width (1200 mm)

* Forks 540 x 1150, battery 620 Ah
 ** Forks 540 x 1150 / lift 1200mm, battery 620 Ah
 *** Inaccuracy of 4 dB(A)
 **** Optional higher travel speed 13.0 km/h without load for models OPB20N2 / N2P and OPB12N2F / N2FP

Continuing improvement may lead to changes in these specifications

- Standard
- Option


	OPB20N2	OPB25N2	OPB20N2P	OPB25N2P	OPB12N2F	OPB12N2FP
GENERAL						
Multifunctional steering wheel (electric 200°)	●	●	●	●	●	●
Power ON/OFF by Key switch	●	●	●	●	●	●
Hourmeter & BDI	●	●	●	●	●	●
ECO/PRO mode	●	●	●	●	●	●
Drive speed reduction in curves	●	●	●	●	●	●
Maximum drive speed adjusted according to load weight	●	●	●	●	●	●
Floor mat acting as dead man's pedal	●	●	●	●	●	●
Crane battery change	●	●	●	●	●	●
Polyurethane wheels	●	●	●	●	●	●
Tandem load wheels polyurethane	●	●	●	●	●	●
Suspended operator's platform	●	●	●	●	●	●
Simultaneously driving and lifting the forks	●	●	●	●	●	●
Hill hold	●	●	●	●	●	●
Automatic parking brake	●	●	●	●	●	●
Lifting driver's platform, h=1000 mm (OPB20N2/25N2P, OPB12N2FP)	●	●	●	●	●	●
Lift height (h3 + h13) 220 mm (OPB20N2/25N2, OPB12N2FP)	●	●	●	●	●	●
Lift height (h3 + h13) 850 mm (OPB12N2F, OPB12N2FP)	●	●	●	●	●	●
Lifting driver's platform, h=1000 mm (OPB20N2/25N2P, OPB12N2FP)	●	●	●	●	●	●
Simultaneous driving and lifting the driver's platform	●	●	●	●	●	●
Drive speed reduction when platform raised (4 km/h)	●	●	●	●	●	●
Drive speed reduction when forks raised (lift height > 300 mm)	●	●	●	●	●	●
ENVIRONMENT						
Cold store design, 0C° to -35C°	●	●	●	●	●	●
DRIVE, LIFT CONTROLS						
Walk beside drive button in backrest, FWD/BWD	●	●	●	●	●	●
Buttons for lift / lower on sides of backrest	●	●	●	●	●	●
SAFETY						
Blue point safety light towards driving direction (forks trailing)	●	●	●	●	●	●
Driving light towards driving direction (forks trailing)	●	●	●	●	●	●
Warning strobe, yellow	●	●	●	●	●	●
Drive alarm (programmable)	●	●	●	●	●	●
Fire extinguisher	●	●	●	●	●	●
WHEEL OPTIONS						
Polyurethane traction and load wheels	●	●	●	●	●	●
Power friction traction wheel	●	●	●	●	●	●
OUTLOOK						
Special RAL color on front machinery steel cover	●	●	●	●	●	●



Continuing improvement may lead to changes in these specifications

- Standard
- Option

	OPB20N2	OPB25N2	OPB20N2P	OPB25N2P	OPB12N2F	OPB12N2FP
OTHER OPTIONS						
High drive speed 13 km/h (without load)	●	●	●	●	●	●
PIN code access with BDI display	●	●	●	●	●	●
PIN code access with color display	●	●	●	●	●	●
Color display without PIN code access	●	●	●	●	●	●
Walk beside drive button in backrest, FWD / BWD	●	●	●	●	●	●
Buttons for lift/lower on sides of backrest	●	●	●	●	●	●
Accessory rail in front	●	●	●	●	●	●
Picking tray, for OPB20/25N2P and OPB12N2FP models only. Max. 50 kg	●	●	●	●	●	●
Scanner holder	●	●	●	●	●	●
Equipment holder (RAM mountings)	●	●	●	●	●	●
Wrapping holder	●	●	●	●	●	●
Load backrest	●	●	●	●	●	●
Rear grab handle on backrest	●	●	●	●	●	●
Foot switch for lowering the driver's platform	●	●	●	●	●	●
Sideways battery change	●	●	●	●	●	●
Clipboard, A4	●	●	●	●	●	●
Front storage boxes	●	●	●	●	●	●
Storage folder on bottom of the platform	●	●	●	●	●	●
Entry and exit rollers for crosswise pallet handling	●	●	●	●	●	●
Back cushion, tiltable to seat position for back & feet rest. Adjustable in height.	●	●	●	●	●	●
Power supply, 12 V	●	●	●	●	●	●
Power supply, USB 5 V	●	●	●	●	●	●
Heavy duty front nylon strip covered bumper	●	●	●	●	●	●
Raised front guard plate	●	●	●	●	●	●



Continuing improvement may lead to changes in these specifications

when
**reliability is
everything...**

VELIA

THE FRONT RUNNER

With a name that reflects the speed of its work, VELiA is always ahead of the pack — thanks to award-winning productivity and ergonomics.

Swift, versatile and manoeuvrable, there is a VELiA order picker to meet every need.



Like any product bearing the Mitsubishi name, our materials handling equipment benefits from the tremendous heritage, huge resources and cutting-edge technology of one of the world's largest corporations – Mitsubishi Heavy Industries Group.

Engineering spacecraft, jet planes, power plants and more, MHI specialises in those technologies where performance, dependability and superiority decide your success or failure...

So when we promise you **quality, reliability and value for money**, you know it's a guarantee we have the power to deliver.

That's why every model in our award-winning and comprehensive range of lift trucks and warehouse equipment is built to a high specification – to ensure it keeps working for you. Day after day. Year after year. Whatever the job. Whatever the conditions.

YOU'LL NEVER WORK ALONE

As your local authorised dealer, we are here to keep your trucks working – through our extensive experience, our technical excellence and our commitment to customer care.

We are your local experts, backed by efficient channels to the entire Mitsubishi Forklift Trucks organisation.

No matter where you are, we are close by – with the capability to meet your needs.

Discover how Mitsubishi gives you more from your local authorised dealer or when you visit our website www.mitforklift.com

Performance specifications may vary depending on standard manufacturing tolerances, vehicle condition, types of tyres, floor or surface conditions, applications or operating environment. Trucks may be shown with non-standard options. Specific performance requirements and locally available configurations should be discussed with your distributor of Mitsubishi forklift trucks. Mitsubishi follows a policy of continual product improvement. For this reason, some materials, options and specifications could change without notice.

mitforklift@mcfe.nl

WESM1934 (09/18) © 2018 MCFE

MOVE THE WORLD FORW>RD MITSUBISHI
HEAVY
INDUSTRIES
GROUP

